



TOPCon BIFACIAL DUAL GLASS

N-TYPE 144 CELL HALF CUT

GTG72HM10XXX - 565 to 590WP

22.84%

MODULE
CONVERSION
EFFICIENCY

15
YEARS

PRODUCT
WARRANTY*

30
YEARS

LINEAR
PERFORMANCE
WARRANTY**

ASSURED
87.40%
**POWER
OUTPUT**
AT THE END OF
30TH YEAR

MADE IN
INDIA

KEY FEATURES



Cutting Edge
Manufacturing
Technology



Higher Energy Yield in Hot Conditions
Due to Reduced Power Loss at
Elevated Temperatures



100% String Level
EL and Triple
Stage EL Testing



PID Resistance and Minimized LID and
LeTID by Adopting Advanced Cell
Technology



Excellent Performance
at Dawn, Dusk and
Low Light



Advance MBB Technology Enhances
Redundancy, Minimizes Performance
Loss from Micro Cracks & Ensures
Long-term Durability and Efficiency

QUALITY & RELIABILITY

1

Qualified Premium Quality Raw
Materials

3

IP-68 Junction Box for Long-Term
Weather Endurance

2

In-House Laboratory Checks
at Multiple Stages

4

Suitable for 1500 VDC

CERTIFICATIONS

IEC 61730 | IEC 61215 | IEC 62804 | IEC 61701 | IEC 61726 | IEC 62782 | IEC 61853-1 & 2 | LID | LeTID |
IEC 60068 | IEC 62759 | IS 14286 | IS 61730 - 1 & 2 | UL 61730 - 1 & 2



• Manufactured in an ISO 9001:2015, ISO 14001:2015, ISO 45001:2018 certified facility.

Technical Data for GTG72HM10XXX - TOPCon Module

Electrical Parameter at STC						
Module Type	GTG72HM10XXX					
Peak Power - (0~+4.99 Wp)	565	570	575	580	585	590
Pmax (Wp)						
Open Circuit Voltage - Voc (V)	51.82	51.99	52.15	52.31	52.47	52.63
Short Circuit Current - Isc (A)	13.82	13.89	13.95	14.01	14.07	14.13
Rated Voltage - Vmp (V)	42.81	42.99	43.17	43.35	43.53	43.71
Rated Current - Imp (A)	13.20	13.26	13.32	13.38	13.44	13.50
Module Efficiency (%)	21.87	22.07	22.26	22.45	22.65	22.84
NOCT - P (Wp)	423	427	431	434	438	442

Under Standard Test Conditions (STC) of irradiance 1000 W/m², spectrum AM 1.5 and cell temperature of 25°C.
NOCT irradiance 800 W/m², ambient temperature 20°C, wind speed 1 m/sec.

Temperature Coefficient (TC)	
Temperature Coefficient (Voc)	-0.19% /°C
Temperature Coefficient (Isc)	0.035% /°C
Temperature Coefficient (Pmax)	-0.29% /°C

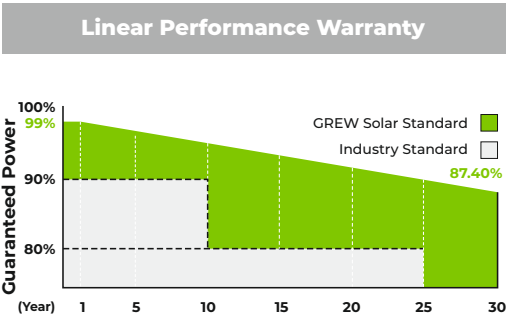
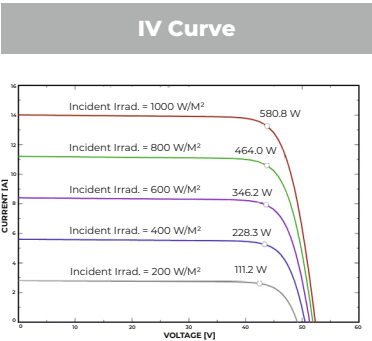
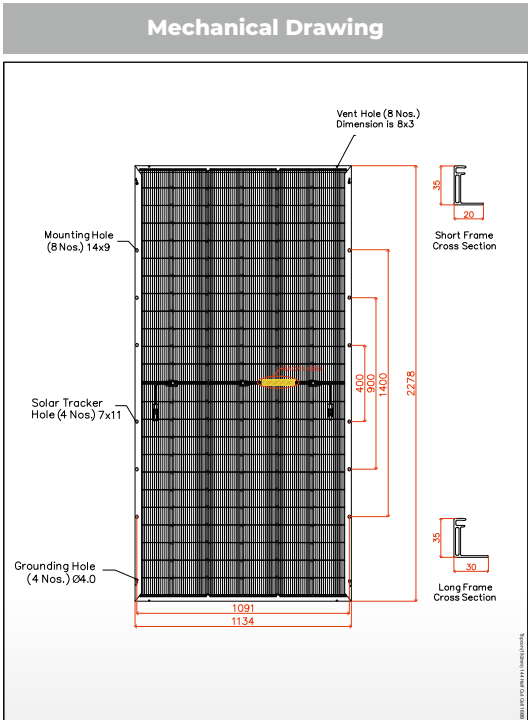
Packing Configuration Export Market			
Container	20'FT	32'FT	40'FT
Modules per Pallet	31	31	31
Pallets per Container	8	16	20
Modules per Container	248	496	620

Electrical Parameters at BNPI						
Maximum Power - Pmax (Wp)	624	630	635	641	646	652
Maximum Power Current - Imp (A)	14.43	14.49	14.55	14.61	14.67	14.74
Maximum Power Voltage - Vmp (V)	43.30	43.50	43.70	43.90	44.09	44.28
Short-Circuit Current - Isc (A)	15.20	15.26	15.32	15.39	15.46	15.52
Open - Circuit Voltage - Voc (V)	51.86	52.03	52.20	52.37	52.54	52.67

For STC and BNPI, except Pmax, all other parameters have a tolerance of ±3%.
Measurement uncertainty of ±3%.
BNPI: Irradiance front 1000W/m² and rear 135 W/m², cell temperature 25°C, AM=1.5.

Permissible Operating Conditions	
Temperature Range	-40°C to + 85°C
Maximum System Voltage	1500 VDC
NOCT	47± 2°C
Bifaciality	80 ± 5%

Mechanical Specification	
Specification	Details
Solar Cells	N-Type Bifacial TOPCon, MBB, 144 Half-Cut
Front Glass	2 mm, High Transmission, ARC Heat Strengthened Glass
Encapsulation	Ultra - Clear PID Free
Backside	2mm High Transmission Mesh Pattern Glass
Frame	Anodized Aluminium Alloy
Dimensions	(L) 2278 mm x (W) 1134 mm x (H) 35 mm
Weight	~33 kg±3%
J-Box	IP 68, 3 Diodes
Cable	Solar Cable 4mm² 400mm can be Customized
Connectors	MC4-Compatible Connectors
Application Class	Class A
Electrical Safety	Class II
Fire Safety	Class C (Type 38)
Surface Load	Snow Load - 5400 Pa Wind Load - 2400 Pa
Overcurrent Protection Rating	30 A



- *Warranty claims are applicable as per GEPL's manual guidelines.
**Linear Performance Warranty with 1% degradation in the 1st year and only 0.4% from year 2 to 30.
- When unpacking and installing this product, it is crucial to diligently consult the guidelines outlined in the company manual. Doing so will enable you to handle and install the product accurately and mitigate any potential risk of damage.
 - Ensure proper disposal of the product as E-waste when it reaches the end of its operational lifespan, to safeguard the environment.

